


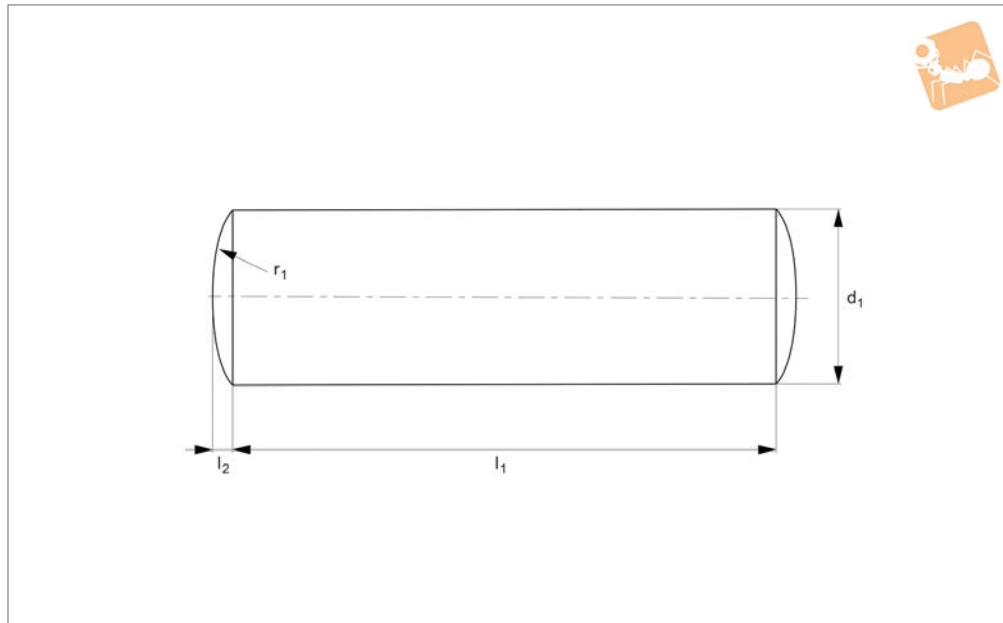


Stainless Dowel Pins

A4 stainless



Dowel Pins



P1207

DOWEL PINS

Material

Stainless steel (A4, AISI 316), rounded end.

Technical Notes

To DIN 7. Ground to m6 on \emptyset (h8 over \emptyset 16mm).

Note: overall length is greater than nominal length (note dimension l_2).

l_1 tolerances:

3-10mm long - +0.3,-0

12-50mm long - +0.5,-0

over 50mm long - +0.5,-0.

Tips

A4 stainless steel grade is a softer material than the A2 stainless steel dowel pins (part no. P1206).

It is more resistant to corrosion, and more expensive than the A2 grade dowel pins.

Order No.	d_1 tol. m6	l_1	l_2	r_1	Double shear kN
P1207.010-003	1	3	0.15	1	0.7
P1207.010-004	1	4	0.15	1	0.7
P1207.010-005	1	5	0.15	1	0.7
P1207.010-006	1	6	0.15	1	0.7
P1207.010-008	1	8	0.15	1	0.7
P1207.010-010	1	10	0.15	1	0.7
P1207.010-012	1	12	0.15	1	0.7
P1207.010-014	1	14	0.15	1	0.7
P1207.010-016	1	16	0.15	1	0.7
P1207.015-003	1.5	3	0.23	1.6	1.7
P1207.015-004	1.5	4	0.23	1.6	1.7
P1207.015-005	1.5	5	0.23	1.6	1.7
P1207.015-006	1.5	6	0.23	1.6	1.7
P1207.015-008	1.5	8	0.23	1.6	1.7
P1207.015-010	1.5	10	0.23	1.6	1.7
P1207.015-012	1.5	12	0.23	1.6	1.7
P1207.015-014	1.5	14	0.23	1.6	1.7
P1207.015-016	1.5	16	0.23	1.6	1.7
P1207.015-018	1.5	18	0.23	1.6	1.7
P1207.015-020	1.5	20	0.23	1.6	1.7
P1207.015-024	1.5	24	0.23	1.6	1.7
P1207.020-004	2	4	0.3	2	2.9
P1207.020-005	2	5	0.3	2	2.9
P1207.020-006	2	6	0.3	2	2.9
P1207.020-008	2	8	0.3	2	2.9
P1207.020-010	2	10	0.3	2	2.9
P1207.020-012	2	12	0.3	2	2.9
P1207.020-014	2	14	0.3	2	2.9
P1207.020-016	2	16	0.3	2	2.9
P1207.020-018	2	18	0.3	2	2.9
P1207.020-020	2	20	0.3	2	2.9




DOWEL PINS

Order No.	d ₁ tol. m6	l ₁	l ₂	r ₁	Double shear kN
P1207.020-024	2	24	0.3	2	2.9
P1207.025-004	2.5	4	0.4	2.5	4.4
P1207.025-005	2.5	5	0.4	2.5	4.4
P1207.025-006	2.5	6	0.4	2.5	4.4
P1207.025-008	2.5	8	0.4	2.5	4.4
P1207.025-010	2.5	10	0.4	2.5	4.4
P1207.025-012	2.5	12	0.4	2.5	4.4
P1207.025-014	2.5	14	0.4	2.5	4.4
P1207.025-016	2.5	16	0.4	2.5	4.4
P1207.025-018	2.5	18	0.4	2.5	4.4
P1207.025-020	2.5	20	0.4	2.5	4.4
P1207.025-024	2.5	24	0.4	2.5	4.4
P1207.025-028	2.5	28	0.4	2.5	4.4
P1207.030-005	3	5	0.45	3	6.6
P1207.030-006	3	6	0.45	3	6.6
P1207.030-008	3	8	0.45	3	6.6
P1207.030-010	3	10	0.45	3	6.6
P1207.030-012	3	12	0.45	3	6.6
P1207.030-014	3	14	0.45	3	6.6
P1207.030-016	3	16	0.45	3	6.6
P1207.030-018	3	18	0.45	3	6.6
P1207.030-020	3	20	0.45	3	6.6
P1207.030-024	3	24	0.45	3	6.6
P1207.030-028	3	28	0.45	3	6.6
P1207.030-032	3	32	0.45	3	6.6
P1207.030-036	3	36	0.45	3	6.6
P1207.030-040	3	40	0.45	3	6.6
P1207.040-005	4	5	0.6	4	11.7
P1207.040-006	4	6	0.6	4	11.7
P1207.040-008	4	8	0.6	4	11.7
P1207.040-010	4	10	0.6	4	11.7
P1207.040-012	4	12	0.6	4	11.7
P1207.040-014	4	14	0.6	4	11.7
P1207.040-016	4	16	0.6	4	11.7
P1207.040-018	4	18	0.6	4	11.7
P1207.040-020	4	20	0.6	4	11.7
P1207.040-024	4	24	0.6	4	11.7
P1207.040-028	4	28	0.6	4	11.7
P1207.040-032	4	32	0.6	4	11.7
P1207.040-036	4	36	0.6	4	11.7
P1207.040-040	4	40	0.6	4	11.7
P1207.050-006	5	6	0.75	5	18.1
P1207.050-008	5	8	0.75	5	18.1
P1207.050-010	5	10	0.75	5	18.1
P1207.050-012	5	12	0.75	5	18.1
P1207.050-014	5	14	0.75	5	18.1
P1207.050-016	5	16	0.75	5	18.1
P1207.050-018	5	18	0.75	5	18.1
P1207.050-020	5	20	0.75	5	18.1
P1207.050-024	5	24	0.75	5	18.1
P1207.050-028	5	28	0.75	5	18.1
P1207.050-032	5	32	0.75	5	18.1
P1207.050-036	5	36	0.75	5	18.1
P1207.050-040	5	40	0.75	5	18.1
P1207.050-045	5	45	0.75	5	18.1
P1207.050-050	5	50	0.75	5	18.1
P1207.050-060	5	60	0.75	5	18.1
P1207.060-008	6	8	0.9	6	26.0
P1207.060-010	6	10	0.9	6	26.0
P1207.060-012	6	12	0.9	6	26.0
P1207.060-014	6	14	0.9	6	26.0
P1207.060-016	6	16	0.9	6	26.0
P1207.060-018	6	18	0.9	6	26.0
P1207.060-020	6	20	0.9	6	26.0
P1207.060-024	6	24	0.9	6	26.0
P1207.060-028	6	28	0.9	6	26.0
P1207.060-030	6	30	0.9	6	26.0
P1207.060-032	6	32	0.9	6	26.0



Stainless Dowel Pins

A4 stainless



Dowel Pins

Order No.	d ₁ tol. m6	l ₁	l ₂	r ₁	Double shear kN
P1207.060-036	6	36	0.9	6	26.0
P1207.060-040	6	40	0.9	6	26.0
P1207.060-045	6	45	0.9	6	26.0
P1207.060-050	6	50	0.9	6	26.0
P1207.060-055	6	55	0.9	6	26.0
P1207.060-060	6	60	0.9	6	26.0
P1207.060-070	6	70	0.9	6	26.0
P1207.060-080	6	80	0.9	6	26.0
P1207.080-008	8	8	1.2	8	47.0
P1207.080-010	8	10	1.2	8	47.0
P1207.080-012	8	12	1.2	8	47.0
P1207.080-014	8	14	1.2	8	47.0
P1207.080-016	8	16	1.2	8	47.0
P1207.080-018	8	18	1.2	8	47.0
P1207.080-020	8	20	1.2	8	47.0
P1207.080-024	8	24	1.2	8	47.0
P1207.080-028	8	28	1.2	8	47.0
P1207.080-030	8	30	1.2	8	47.0
P1207.080-032	8	32	1.2	8	47.0
P1207.080-036	8	36	1.2	8	47.0
P1207.080-040	8	40	1.2	8	47.0
P1207.080-045	8	45	1.2	8	47.0
P1207.080-050	8	50	1.2	8	47.0
P1207.080-055	8	55	1.2	8	47.0
P1207.080-060	8	60	1.2	8	47.0
P1207.080-070	8	70	1.2	8	47.0
P1207.080-080	8	80	1.2	8	47.0
P1207.080-090	8	90	1.2	8	47.0
P1207.080-100	8	100	1.2	8	47.0
P1207.080-110	8	110	1.2	8	47.0
P1207.080-120	8	120	1.2	8	47.0
P1207.100-014	10	14	1.5	10	64.1
P1207.100-016	10	16	1.5	10	64.1
P1207.100-018	10	18	1.5	10	64.1
P1207.100-020	10	20	1.5	10	64.1
P1207.100-024	10	24	1.5	10	64.1
P1207.100-028	10	28	1.5	10	64.1
P1207.100-030	10	30	1.5	10	64.1
P1207.100-032	10	32	1.5	10	64.1
P1207.100-036	10	36	1.5	10	64.1
P1207.100-040	10	40	1.5	10	64.1
P1207.100-045	10	45	1.5	10	64.1
P1207.100-050	10	50	1.5	10	64.1
P1207.100-055	10	55	1.5	10	64.1
P1207.100-060	10	60	1.5	10	64.1
P1207.100-070	10	70	1.5	10	64.1
P1207.100-080	10	80	1.5	10	64.1
P1207.100-090	10	90	1.5	10	64.1
P1207.100-100	10	100	1.5	10	64.1
P1207.100-110	10	110	1.5	10	64.1
P1207.100-120	10	120	1.5	10	64.1
P1207.120-024	12	24	1.8	12	92.0
P1207.120-028	12	28	1.8	12	92.0
P1207.120-030	12	30	1.8	12	92.0
P1207.120-032	12	32	1.8	12	92.0
P1207.120-036	12	36	1.8	12	92.0
P1207.120-040	12	40	1.8	12	92.0
P1207.120-045	12	45	1.8	12	92.0
P1207.120-050	12	50	1.8	12	92.0
P1207.120-055	12	55	1.8	12	92.0
P1207.120-060	12	60	1.8	12	92.0
P1207.120-070	12	70	1.8	12	92.0
P1207.120-080	12	80	1.8	12	92.0
P1207.120-090	12	90	1.8	12	92.0
P1207.120-100	12	100	1.8	12	92.0
P1207.120-110	12	110	1.8	12	92.0
P1207.120-120	12	120	1.8	12	92.0

DOWEL PINS